



# HOW TO BECOME A CERTIFIED PLAY PROJECT CONSULTANT

# CERTIFICATION TRAINING

## Overview

Summary of the PLAY Training Model

The 3 Certification Tracks

5 Things You Need to Succeed as a PLAY Project Consultant (PPC)

How Are PPCs Trained?

-4 Steps to Certification

Employee Retention

Licensing

# THE PLAY PROJECT VISION

TRAIN MORE PROVIDERS

TRAIN MORE PARENTS

HELP MORE CHILDREN

# PLAY Certification Training

- PLAY Project and Teaching PLAY Certification Trainings fully prepare professionals to deliver evidence-based\*, intensive, early intervention to families of young children (14 m to 6 yrs) with ASD (or showing signs of autism)
- Our manualized, practical approach to parent-implemented or teacher-implemented intervention has trained hundreds of professionals in 30 states and 9 countries.



**“The learning curve when undertaking The PLAY project training is huge. It has changed me as a clinician and the way in which I work with children who have ASD.”**



**KELLY P., OCCUPATIONAL THERAPIST**

# THREE CERTIFICATION TRACKS

## PLAY Project Consultant (PPC) Track

- For Early Intervention (Birth-3)
- Med Rehab (SLP, OT, PT)

01

## Teaching PLAY Track

- Preschool/Kindergarten
- Same knowledge set but TP teaches school staff instead of parents

02

## Dual Certification

- No extra cost to do both

03



# What You Need to Succeed

## Strong background in child development

- 'Masters' preferred but experience counts

## Ability to play!

## Ability to work with families & family systems

## A case load

- Referral sources or access to classrooms
- At least 2-3 children with ASD (or signs) to start

## Support from your administration

- Source of payment



# HOW ARE PLAY CONSULTANTS TRAINED?

1

Intensive Workshop-

Learn the basics of  
PLAY  
in person, live  
streamed, or online



2

Advanced Course-

Gain deeper  
knowledge  
about children's  
unique profile



3

Implementation  
Course-

Putting PLAY into  
practice



4

Supervision-

12 Supervision  
tasks facilitated  
by our PLAY  
experts for clinical  
training and  
feedback

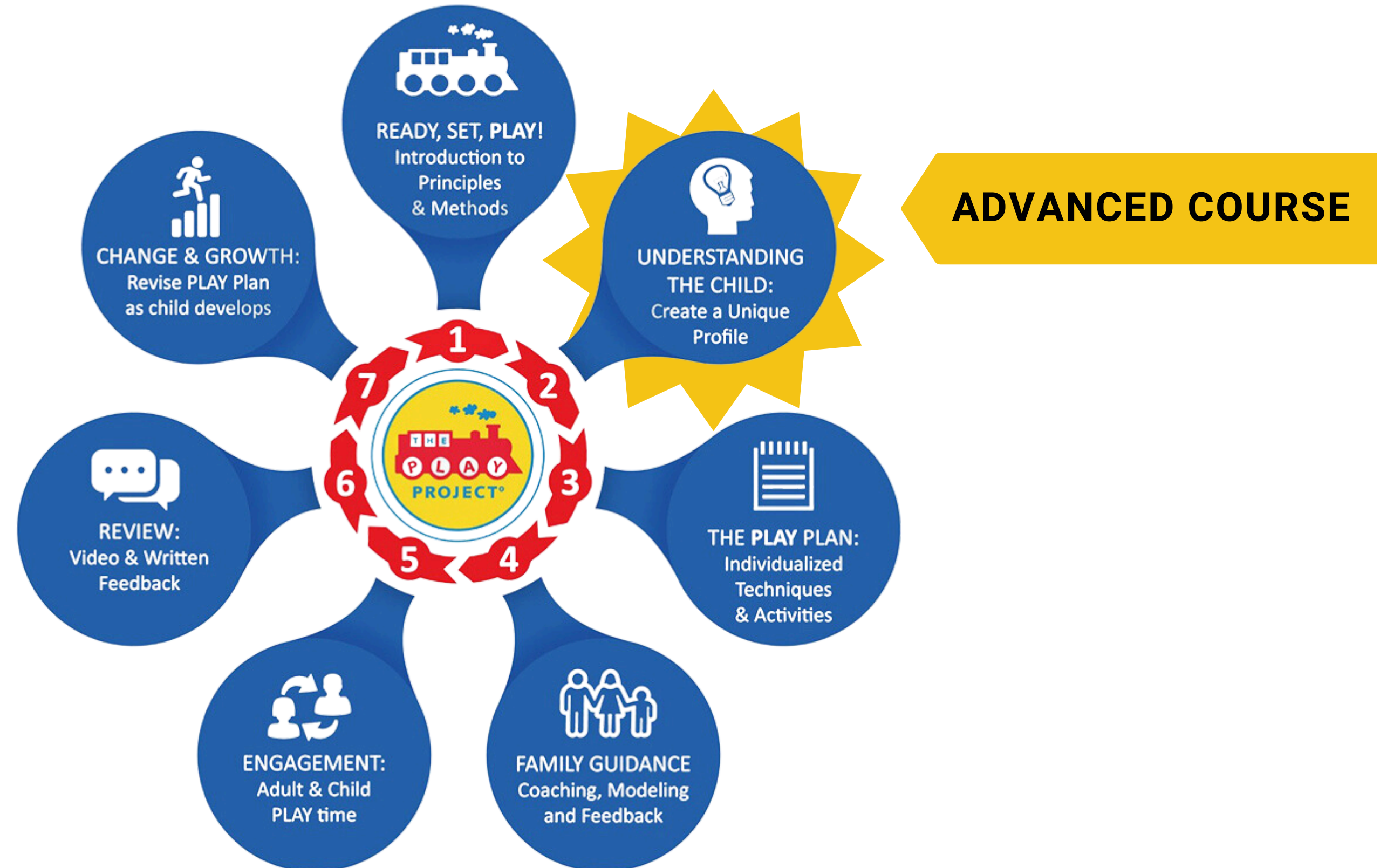




# THE INTENSIVE WORKSHOP

- Live Streamed, online asynchronous, or live
- 10 hours of content with CEUs
- The P.L.A.Y. Project model overview:
  - 7 Circles of PLAY
  - Methods, Techniques, & Activities
- Learn how to help children with ASD move up in their functional/social development!
- Covers the 6 Functional Developmental Levels of Greenspan using video examples
- Taught by Dr. Rick and/or PLAY Master Trainers

# 7 CIRCLES OF THE PLAY PROJECT



# THE ADVANCED COURSE



- Online asynchronous course
- 3-4 hours
- Can be taken over a 2 week time span
- 1 Live Session with Dr. Rick
- Learn to profile the child's development
- Through case studies learn to complete The PLAY Project's Child Profile Form
- Prepares trainees for Implementation and Certification
- Can be taken as a separate course.

# THE IMPLEMENTATION COURSE



- 4-week asynchronous course
- 2-3 hours per week + weekly live sessions
- Putting PLAY into practice
- Unit 1: Welcome & Course Orientation
- Unit 2: First Visits & Assessments
- Unit 3: Family Guidance: Coaching, Modeling & Video Recording
- Unit 4: Written Reports
- Unit 5: Online Case Study Analysis Practice
- Unit 6: Supervision & Mentorship
- Unit 7: Barriers to PLAY & Complex Family Systems
- Unit 8: Implementation Tips for Different Settings
- Unit 9: Licensing
- Unit 10: Teaching PLAY (Dual or TP Certification only)

# Video Review & Written Feedback


## Video Review

- Observations and suggestions

## Written summary


- Keys to the child's case
- Child Profile (CZ, SMP, FDL)
- Methods
- Techniques
- Activities

# Highlights of Implementation




## LIVE SESSIONS

4 structured live sessions with Training Director




## ASSIGNMENTS

Visit Suggestion Report, Video Review Form, Fidelity Chart & Self-Assessment, Implementation Questionnaire



## FIDELITY MANUAL & CERTIFICATION TRAINING GUIDE



## IMPLEMENTATION OPTIONS

Makes providing services easier without loss of fidelity



# HOW ARE PLAY CONSULTANTS TRAINED?

1

Intensive Workshop-

Learn the basics of  
PLAY  
in person, live  
streamed, or online



2

Advanced Course-

Gain deeper  
knowledge  
about children's  
unique profile



3

Implementation  
Course-

Putting PLAY into  
practice



4

Supervision-

12 Supervision  
tasks facilitated  
by our PLAY  
experts for clinical  
training and  
feedback



# SUMMARY OF THE PLAY TRAINING MODEL



# 12 REQUIRED SUPERVISION TASKS



4 Online Case Submissions

5 Individual Mentoring Sessions



1 Group Case Presentation

Attend 2 Group Case Presentations



# Online Case Submissions

1



The PLAY Project Consultant (PPC) sees the family

2



PPC uploads the PLAY Plan & video to Supervisor electronically

3



Supervisor reviews PLAY Plan & video according to the Fidelity Manual & gives & gives audio feedback to PPC electronically

4



PPC listens to feedback & then incorporates feedback in review with family

**Our Training Director will review final submissions**


# Individual Mentoring Sessions

1



1:1 session with a Lead Supervisor via Zoom

2



Videos and PLAY Plan completed, shared from trainee's screen

3



All Lead Supervisors will offer 2-4 slots a month each for you to choose from

4



All online scheduling


# 1 Group Case Presentation

1



Sign up to present your case

2



Be prepared with your case videos, and ready to discuss and ask questions for support

3



Offered twice a month

4



Hosted by our Lead Supervisors, or our Training Director

# Attend 2 Group Case Presentations

1



Attend a group presentation

2



Participate in discussion and be prepared to ask questions

3



Offered twice a month

4



No more than 10 attendees per group

# CERTIFICATION & LICENSURE

- Every Certified PLAY Project Consultant must maintain P.L.A.Y. licensure through their organization, or individually.
- Licensure is our guarantee of QUALITY.
- We dedicate our organization to your success.
- PLAY consultants will be listed on our website and have access to:
  - Exclusive quarterly recorded webinars
  - Growing collection of online courses
  - Discounts on courses and Dr. Rick's book/chapters
  - Marketing materials
  - Contract templates
  - Handouts for caregivers/parents
  - Professional newsletters
  - Additional supervision/consultation

# THE PLAY PROJECT VISION

TRAIN MORE PROVIDERS

TRAIN MORE PARENTS

HELP MORE CHILDREN

# NEXT STEPS

## Application

- Submit an Application for Certification on our website:
  - [www.playproject.org](http://www.playproject.org) -> “Training” -> “Professionals”
  - Or scan the QR Code below!

01

## Review

- Training Director reviews applications

02

## Moving Forward

- If approved, our team will reach out with enrollment information and training dates
  - We typically run the 3 online courses (Steps 1-3) consecutively and several times throughout the year
  - Steps 1-3 take about 9-10 weeks total and then you enter into Supervision (12-18 months)

03





The PLAY Project

# Get in Touch

Connect with us to start helping kids with autism reach their full potential today!



(734) 585-5333



[www.playproject.org](http://www.playproject.org)



180 Little Lake Dr. Suite 5 Ann Arbor, MI 48103



[info@playproject.org](mailto:info@playproject.org)



@playprojectasd



# THANK YOU!

Please email [training@playproject.org](mailto:training@playproject.org) if you have any questions.